



ಬೃಹತ್ ಬೆಂಗಳೂರು ಮಹಾನಗರ ಪಾಲಿಕೆ
Bruhat Bengaluru Mahanagara Palike



BBMP COVID-19 WAR ROOM 21.10.2021



ABSTRACT OF COVID-19 CASES IN BENGALURU

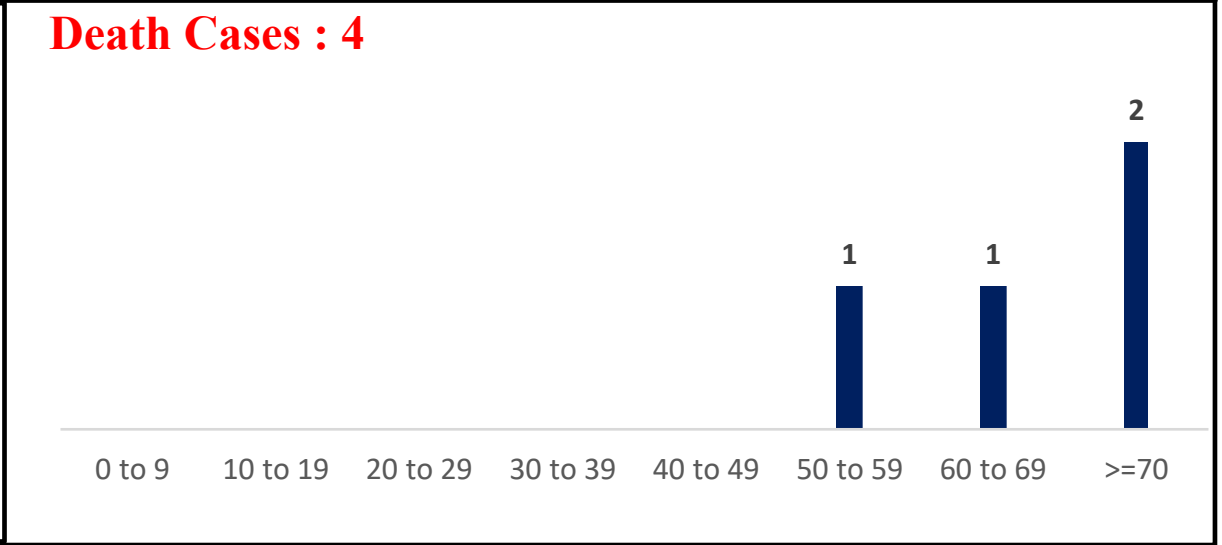
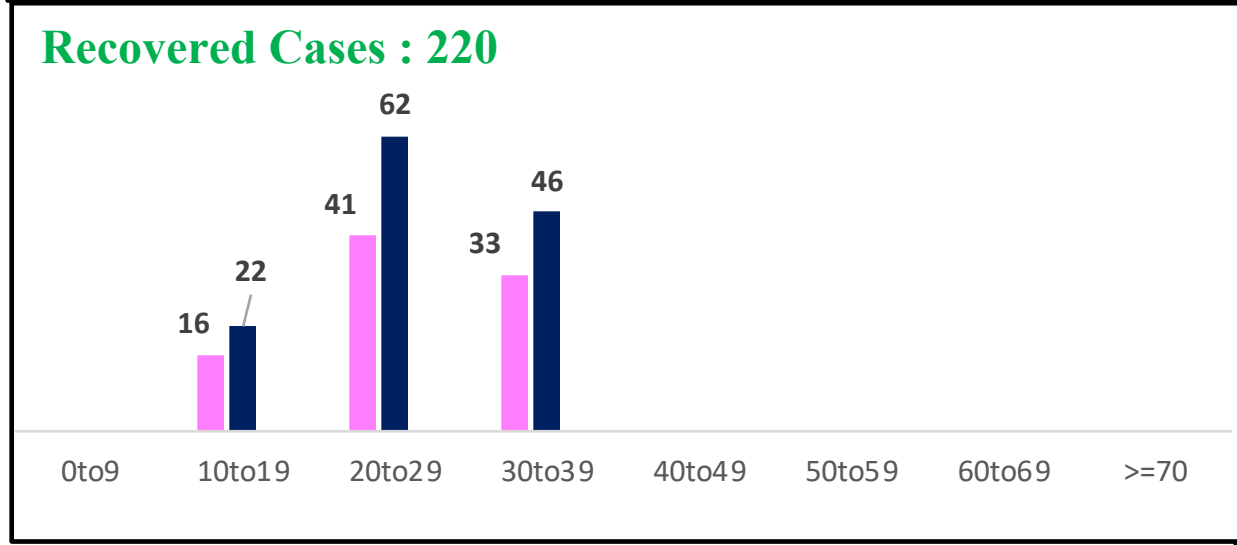
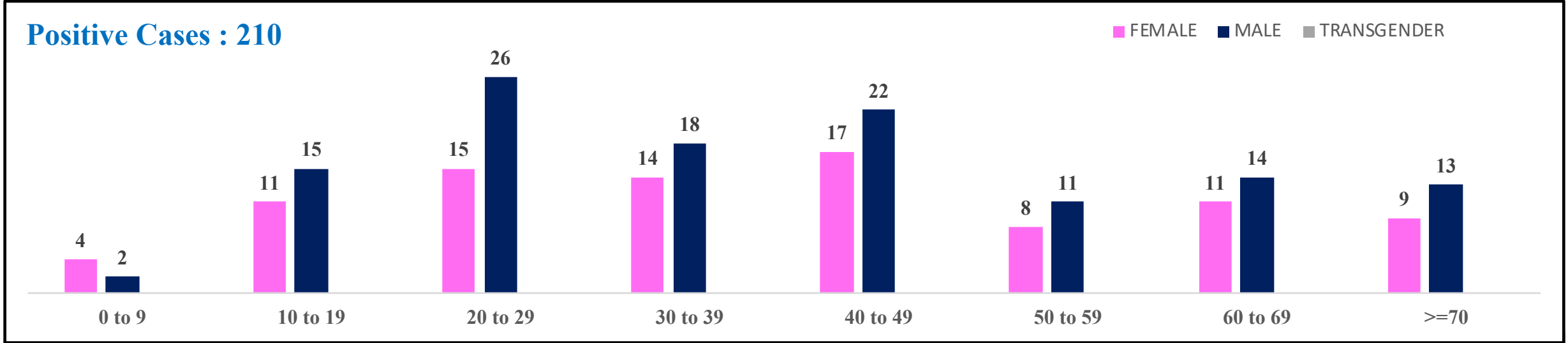


	MALE	FEMALE	TRANSGENDER	MALE	FEMALE	TRANSGENDER	TOTAL	
	Last 24 Hours	Last 24 Hours	Last 24 Hours	Cumulative	Cumulative	Cumulative	Last 24 Hours	Cumulative
Positive Cases	121	89	0	7,46,719	5,03,251	155	210	12,50,125
Recovered Cases	130	90	0	7,33,270	4,93,730	149	220	12,27,149
Death Cases	4	0	0	10,273	5,953	4	4*	16,230
Total Tests Done	In Last 24 hrs : 47,780					Cumulative : 2,10,60,927		
ACTIVE CASES						6,746		

*Covid deaths occurred today : 00 | Covid deaths occurred beyond last 24 hrs., reported today : 04



LAST 24 HOURS AGE GROUP AND GENDER WISE DISTRIBUTION





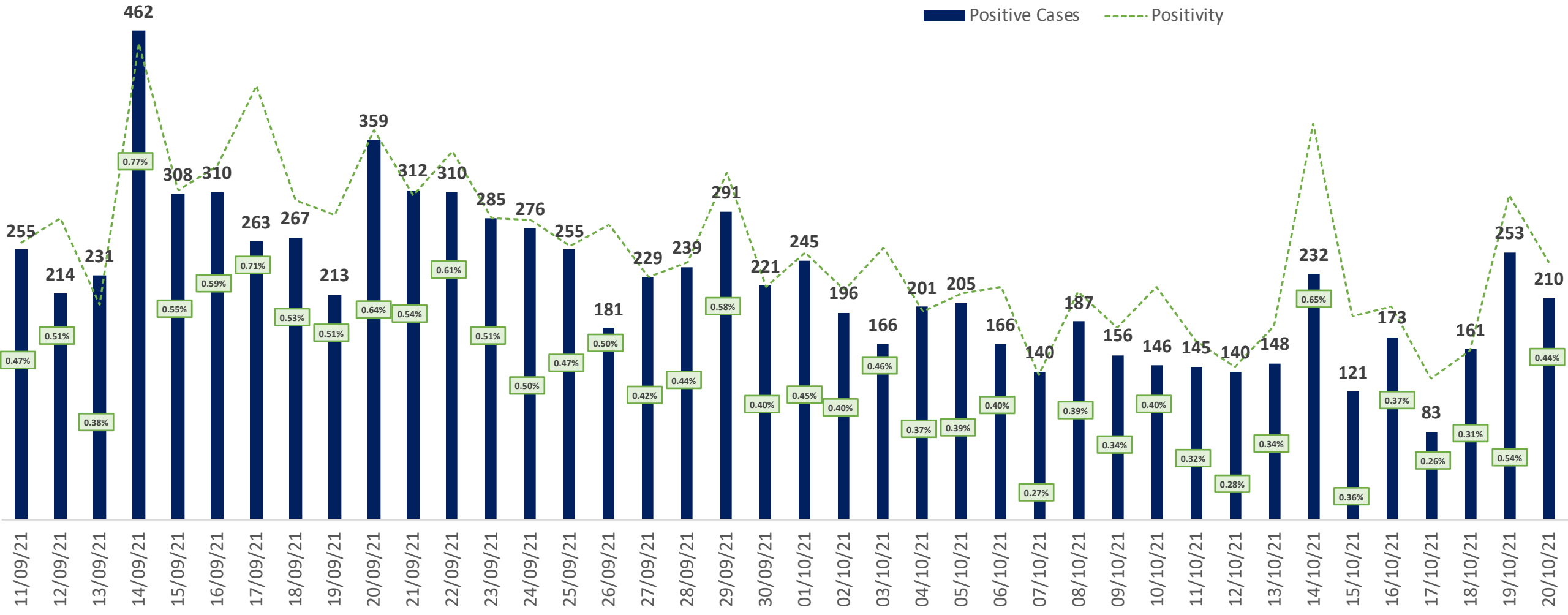
SNAPSHOT OF BENGALURU COVID-19 CASES IN LAST 8 WEEKS



	26-08-2021 To 01-09-2021	02-09-2021 To 08-09-2021	09-09-2021 To 15-09-2021	16-09-2021 To 22-09-2021	23-09-2021 To 29-09-2021	30-09-2021 To 06-10-2021	07-10-2021 To 13-10-2021	13-10-2021 To 20-10-2021
Total Positive Cases	2,286	2,138	1,987	2,034	1,756	1,400	1,062	1,233
Total Recovered Cases	1,991	2,500	1,740	1,976	1,534	1,438	1,960	1,100
Total Death Cases	29	39	27	47	38	22	28	24
Case Fatality Rate	1.27%	1.82%	1.36%	2.31%	2.16%	1.57%	2.64%	1.95%
Total Tests Conducted	3,99,641	4,01,271	3,65,995	3,46,797	3,62,375	3,42,592	3,19,214	2,94,735
Positivity Rate	0.57%	0.53%	0.54%	0.59%	0.48%	0.41%	0.33%	0.42%

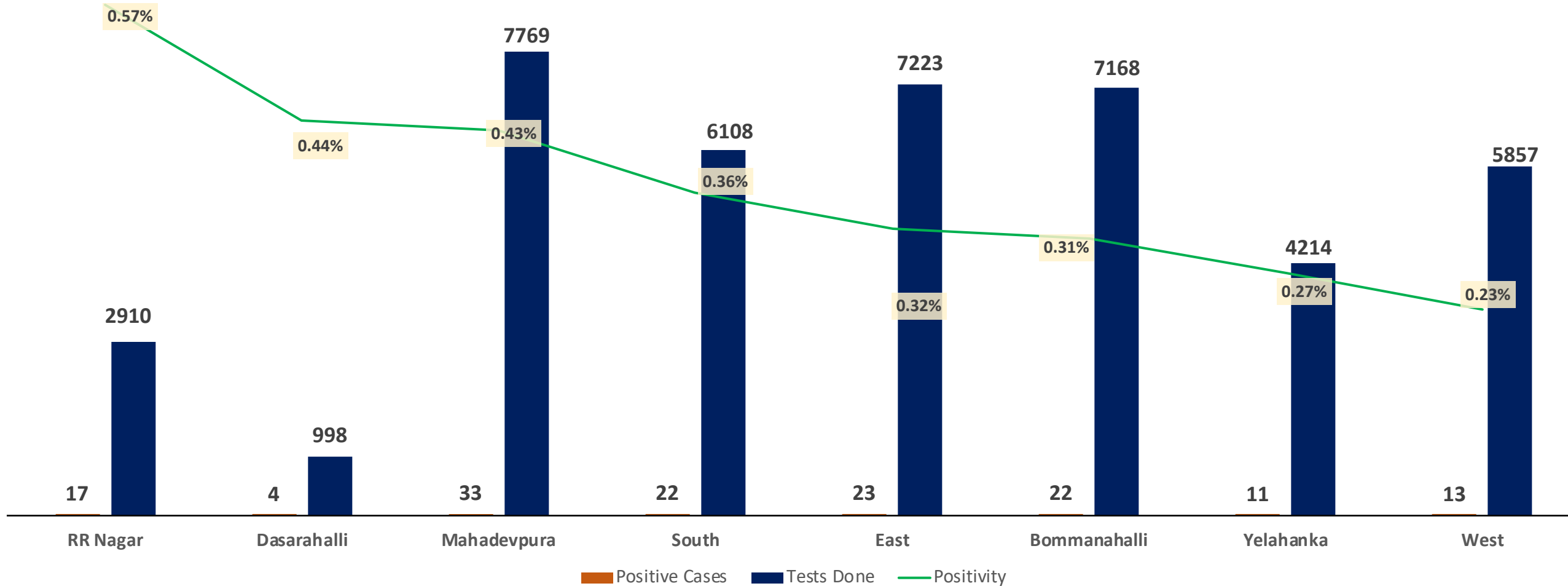


POSITIVITY RATE OF BENGALURU – LAST 40 DAYS



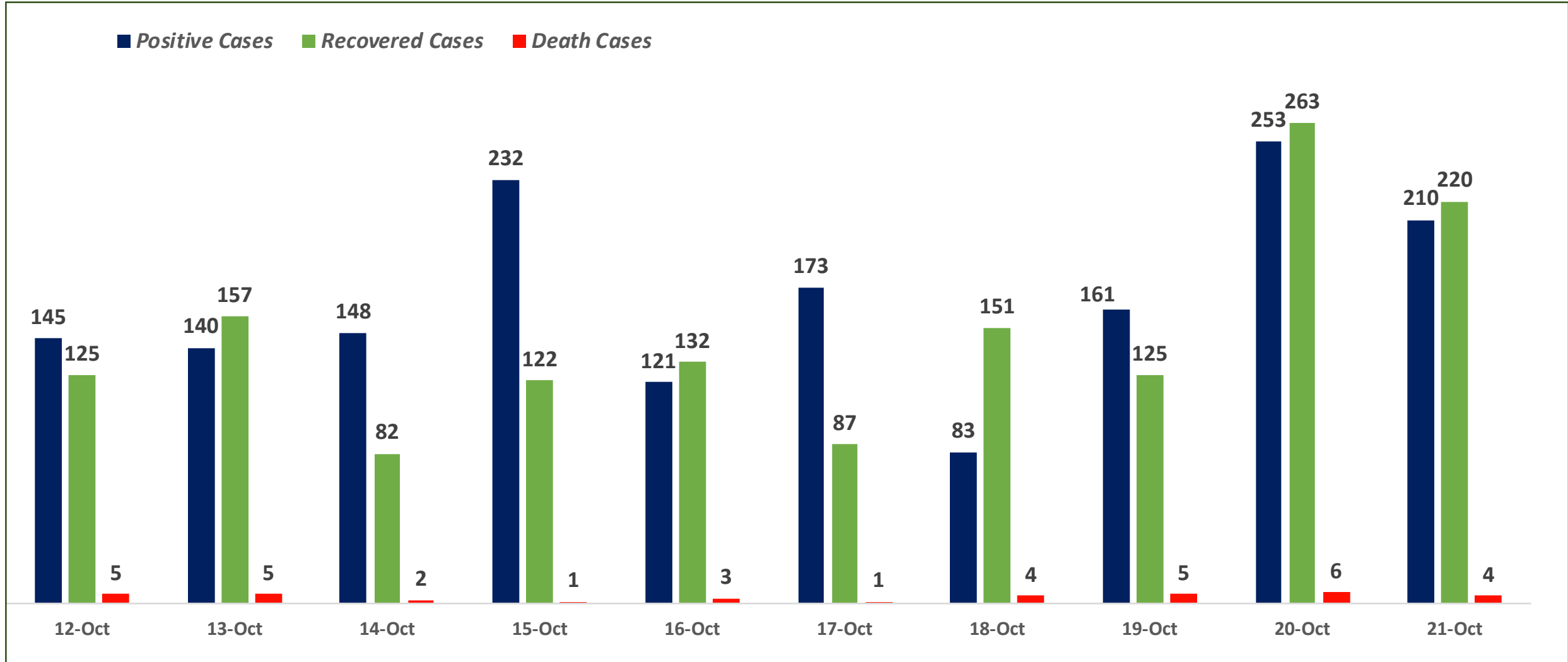


ZONE WISE AVERAGE POSITIVITY TREND FOR LAST WEEK





SNAPSHOT OF POSITIVE, RECOVERED AND DEATH CASES OVER LAST 10 DAYS ACROSS BBMP ZONES

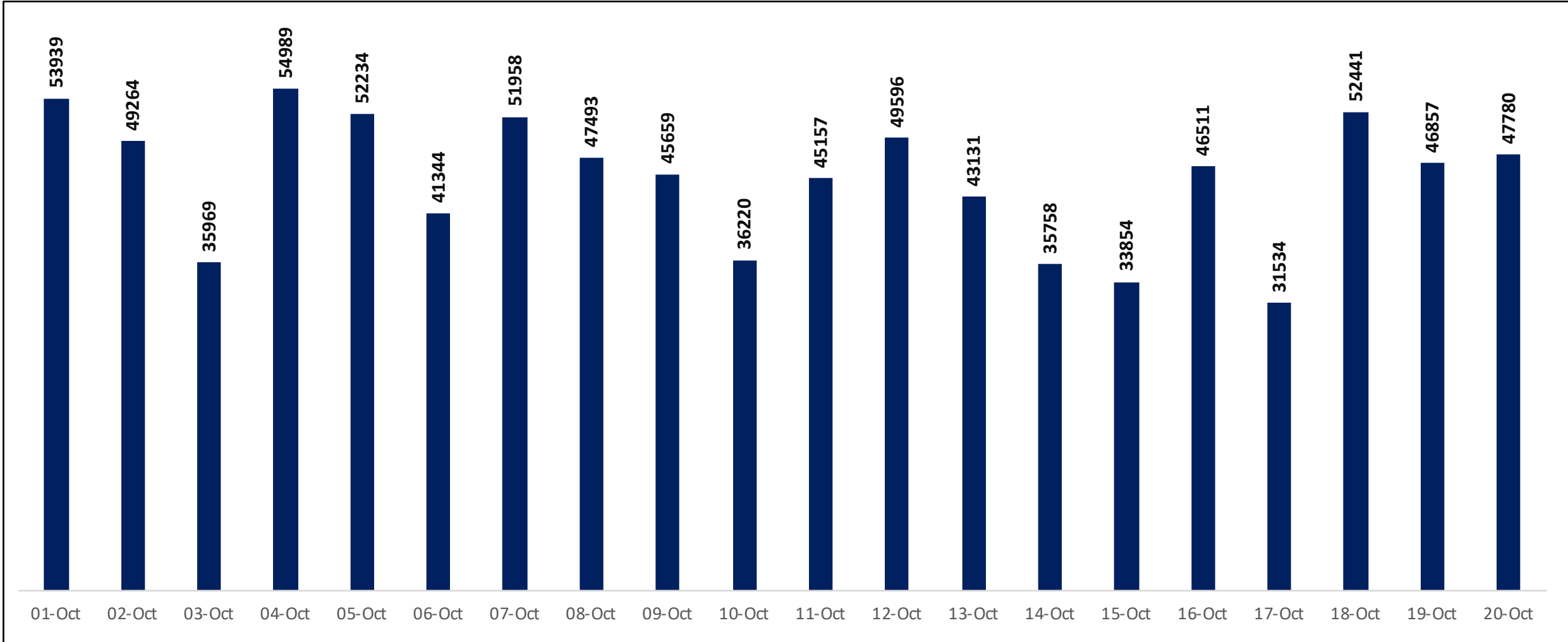




TESTING TRENDS IN BENGALURU

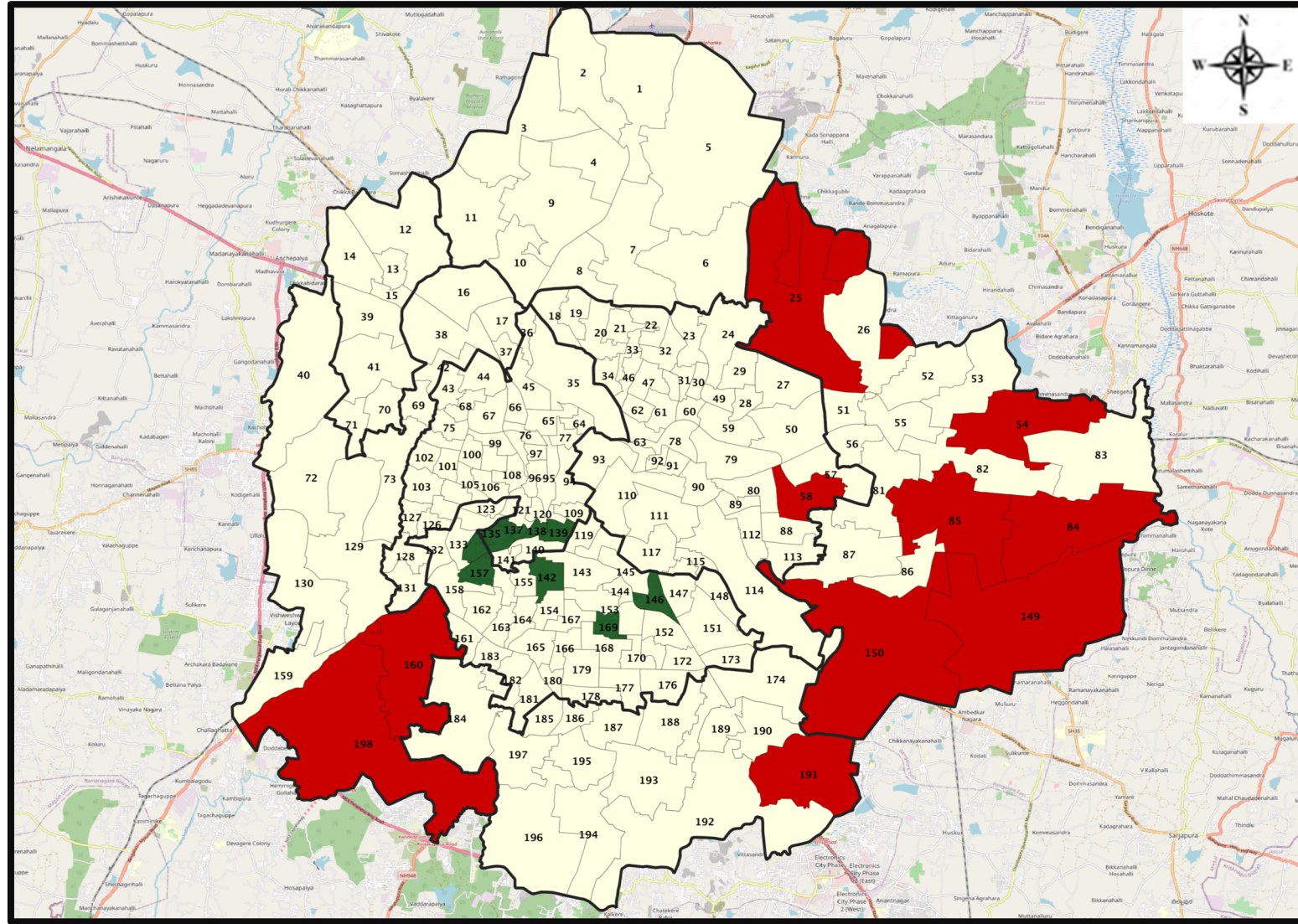


Total Test Conducted Till Date	Test Conducted Last 24 hours
2,10,60,927	47,780





BENGALURU URBAN MAP SHOWING TREND OF POSITIVE CASES IN LAST 10 DAYS



Top 10 wards reporting highest number of positive cases in last 10 days

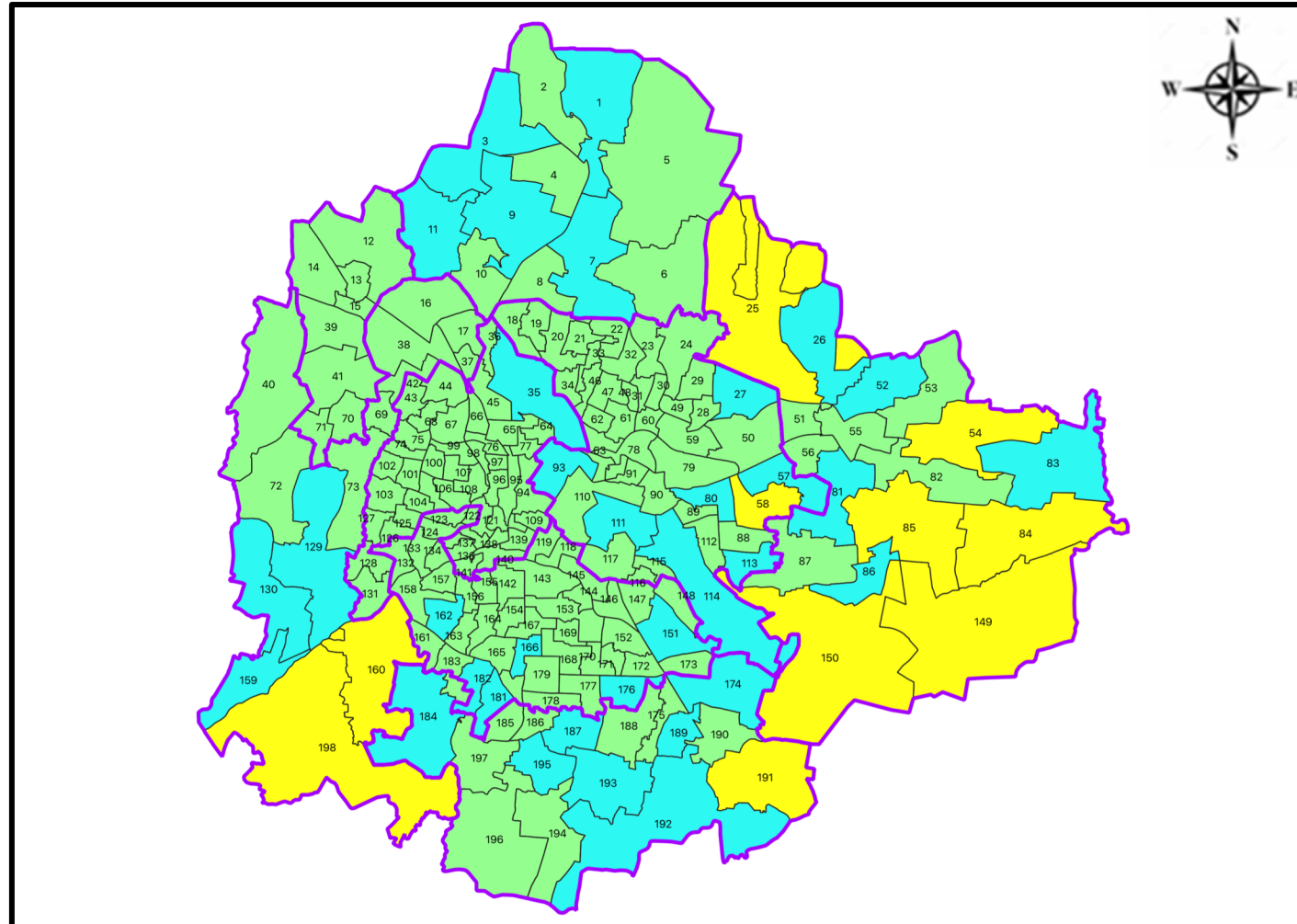
Ward No.	Ward Name	Daily Cases Average
85	Dodda Nekkundi	4
150	Bellanduru	4
198	Hemmigepura	4
84	Hagadur	4
25	Horamavu	4
160	Rajarajeshwari Nagar	3
58	New Tippasandra	3
54	Hudi	3
149	Varthuru	3
191	Singasandra	3







Top 10 wards reporting least number of positive cases in last 10 days

Ward No.	Ward Name	Daily Cases Average
169	Byrasandra	0
157	Gali Anjaneya Temple	0
146	Lakkasandra	0
142	Sunkenahalli	0
139	K R Market	0
138	Chalavadipalya	0
137	Rayapura	0
136	Jagajivanram Nagar	0
135	Padarayanapura	0
134	Bapuji Nagar	0



BENGALURU MAP SHOWING INTENSITY OF POSITIVE CASES IN LAST 10 DAYS



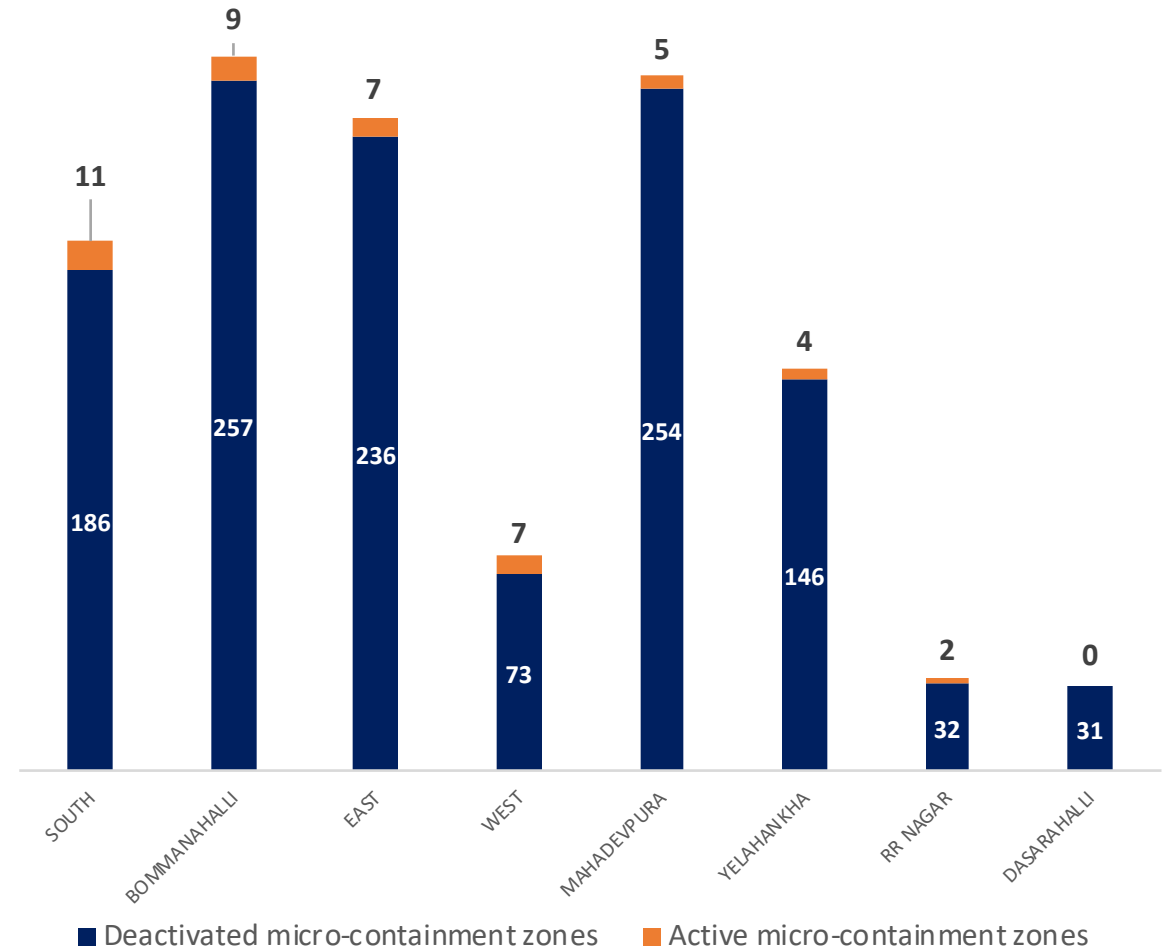
-  Level 1 : 0 to 10 Cases
-  Level 2 : 10 to 25 Cases
-  Level 3 : 25 to 50 Cases
-  Level 4 : 50 to 100 Cases
-  Level 5 : Above 100 Cases
-  Zone Boundaries



CONTAINMENT ZONE DETAILS



ZONE	TOTAL DECLARED	TOTAL DEACTIVATED	TOTAL ACTIVE
SOUTH	197	186	11
BOMMANAHALLI	266	257	9
EAST	243	236	7
WEST	80	73	7
MAHADEV PURA	259	254	5
YELAHANKHA	150	146	4
RR NAGAR	34	32	2
DASARAHALLI	31	31	0
TOTAL	1260	1215	45





COVID BED STATUS AS ON 21.10.2021

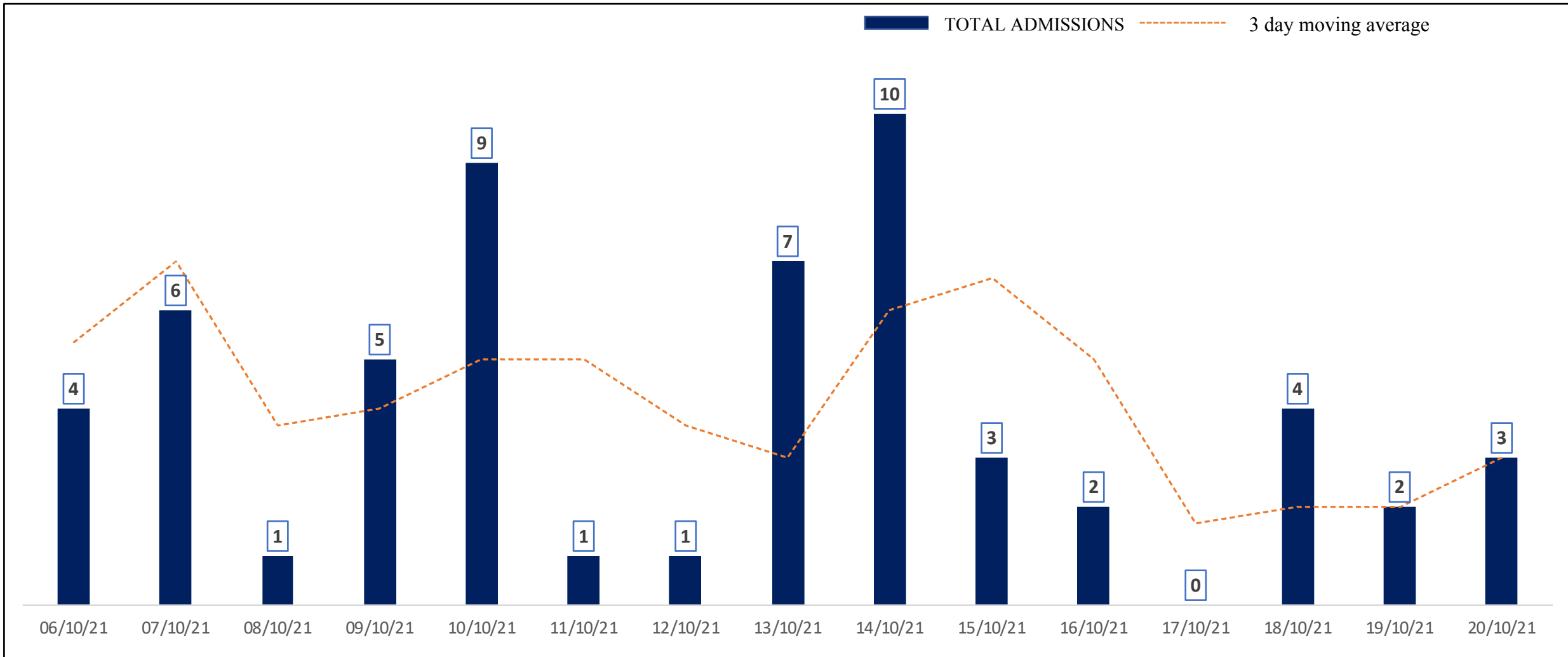


SR. NO.	Facility Type	No. of Hospital	Total Allocated Beds for C+ Patients					Occupied Beds for C+ Patients					Net Available Beds for C+ Patients				
			Gen Beds	HDU	ICU Beds	ICU-V	Total	Gen Beds	HDU	ICU Beds	ICU-V	Total	Gen Beds	HDU	ICU Beds	ICU-V	Total
1	Government Medical Colleges	4	20	621	53	76	770	1	3	4	3	11	19	618	49	73	759
2	Government Hospitals	16	664	210	65	127	1,066	9	9	2	2	22	655	201	63	125	1,044
3	Covid Care Centers	7	265					9					256				
Total Beds		27	949	831	118	203	2,101	19	12	6	5	42	930	819	112	198	2,059

* Status as on 21.10.2021 – 6:30 PM



HOSPITAL & CCC ADMISSIONS LAST 15 DAYS TREND



* Only Government Quota Admissions through CHBMS considered

* Only Fresh Admissions considered

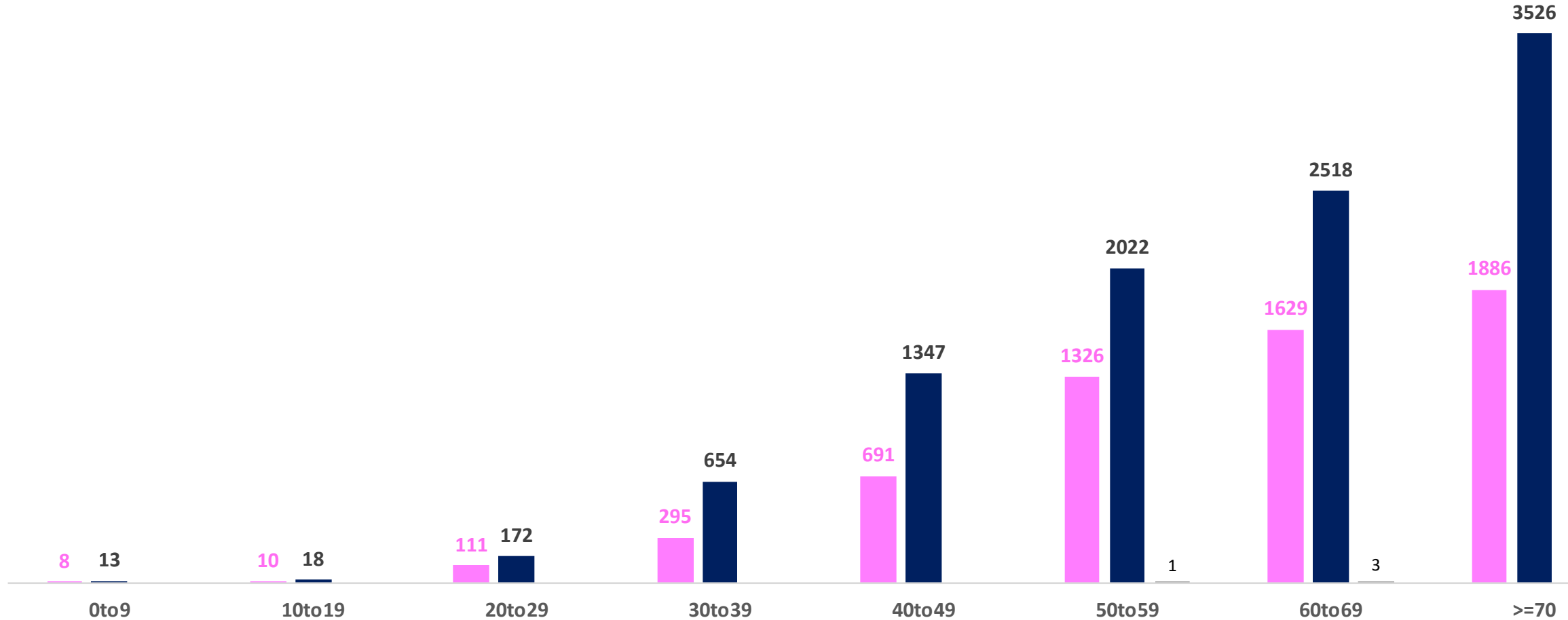


AGE AND GENDER WISE DISTRIBUTION OF DEATH CASES



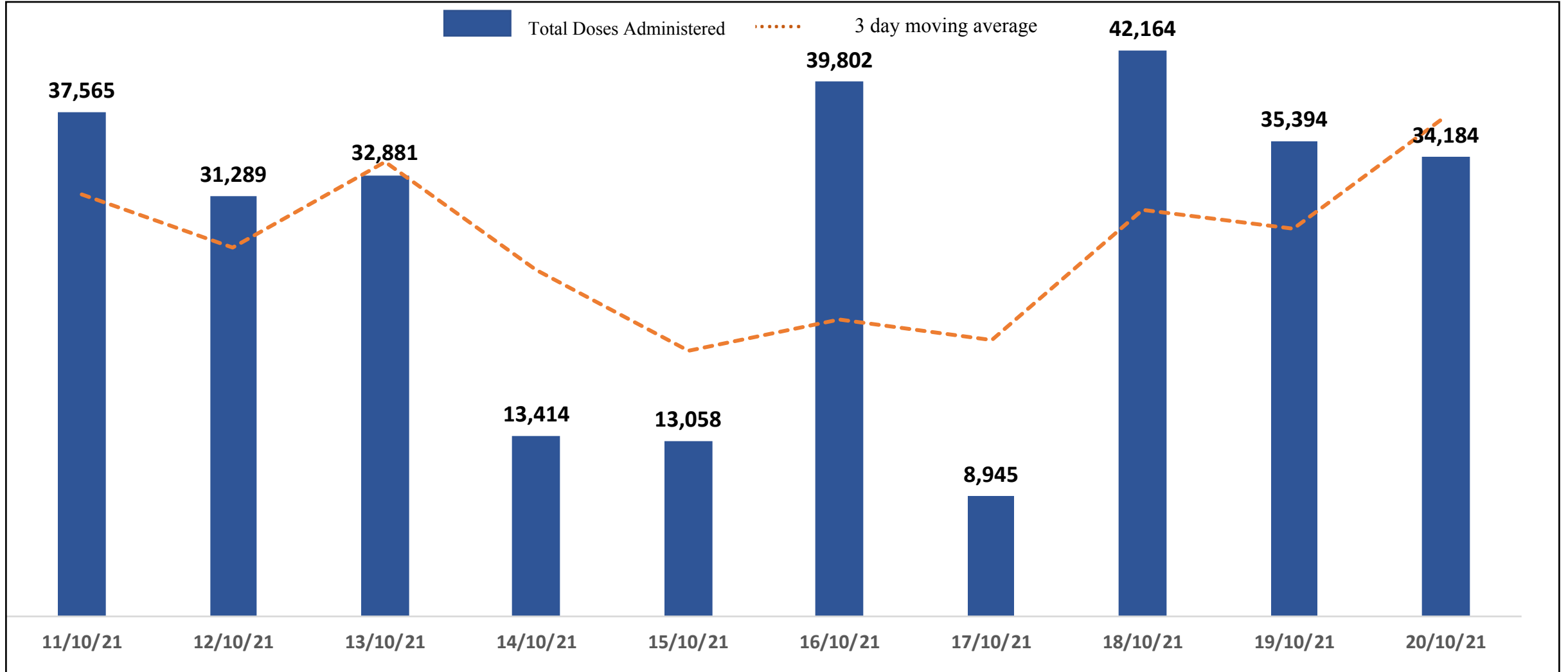
Death Cases: 16,230

Female Male Transgender





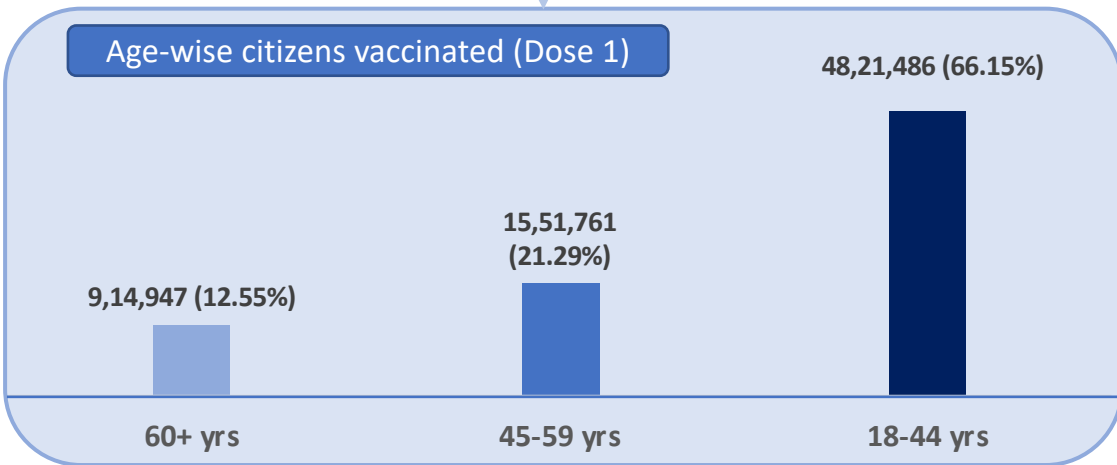
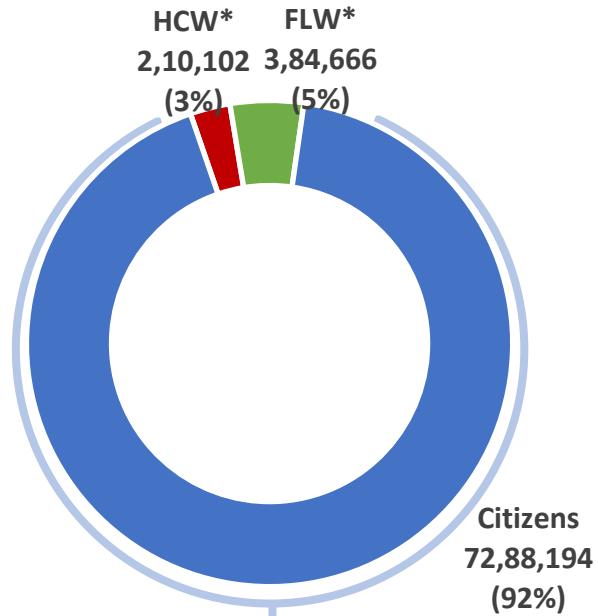
TOTAL VACCINE DOSES ADMINISTERED IN LAST 10 DAYS



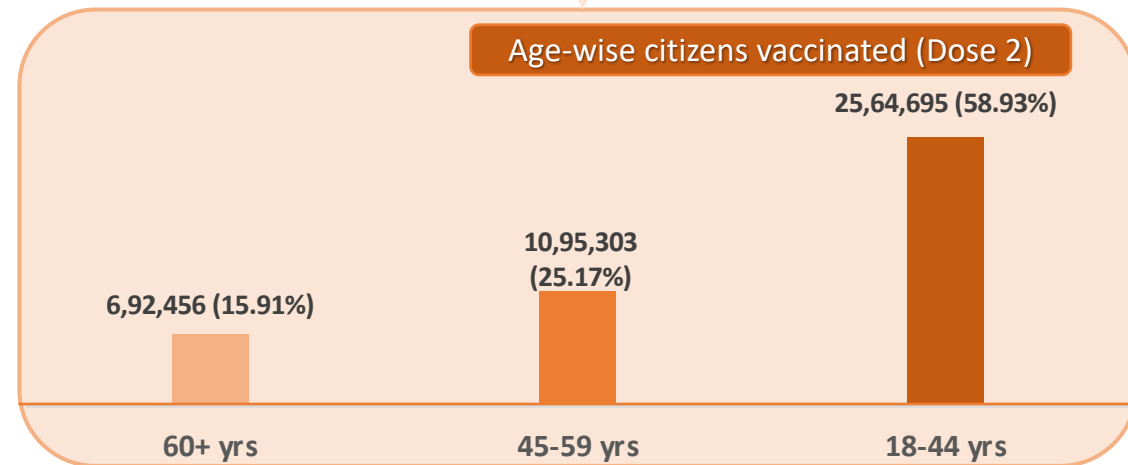
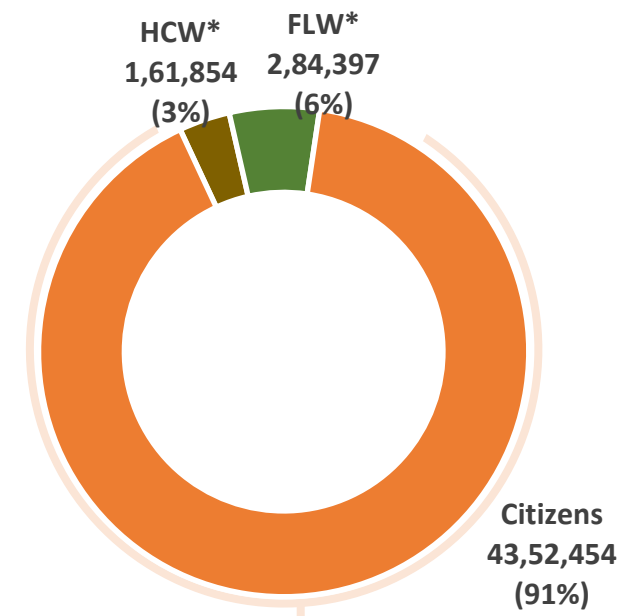


CATEGORY WISE CUMULATIVE VACCINATION IN BBMP

Dose 1



Dose 2



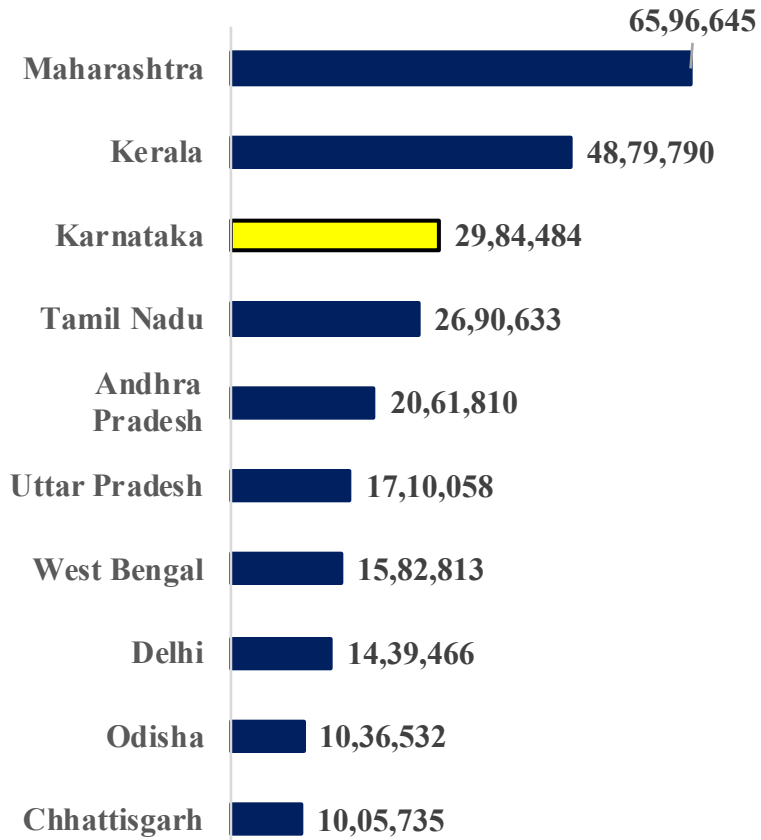
*HCW : Health Care Workers
*FLW : Front Line Workers



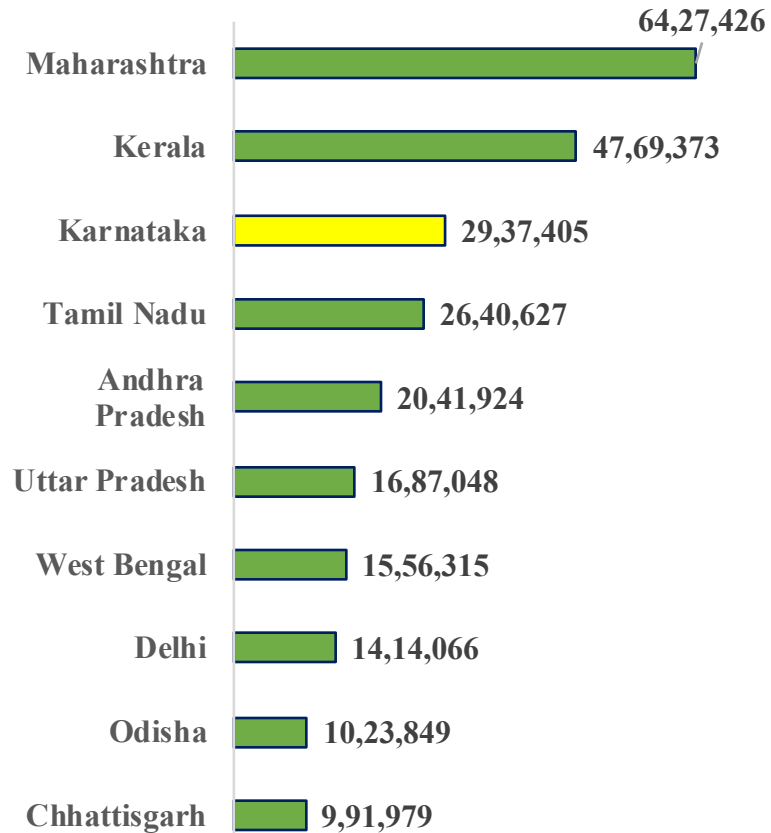
TOP 10 COVID19 AFFECTED INDIAN STATES



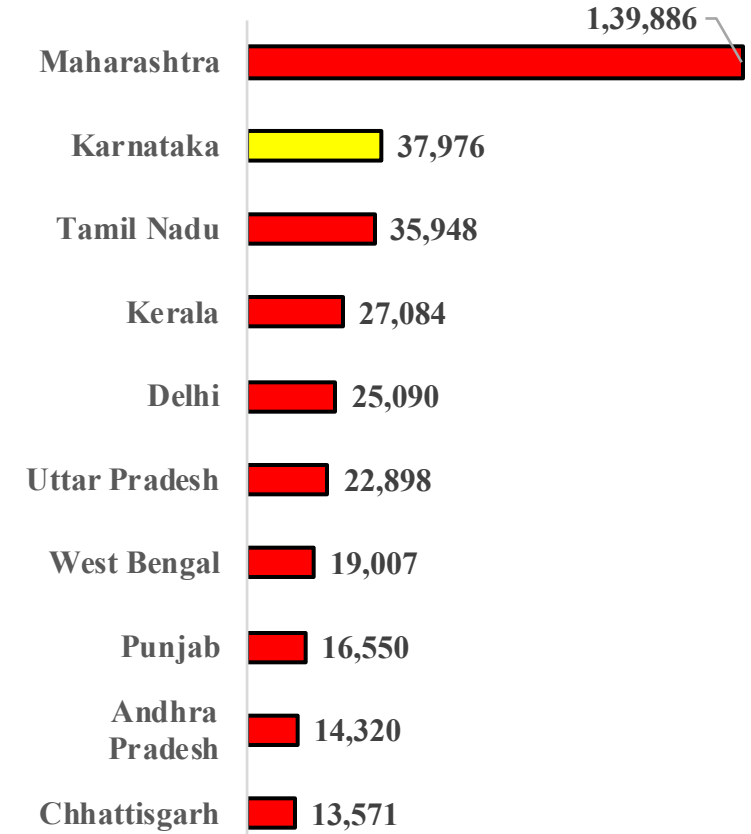
Total Positive Cases



Total Recovered Cases



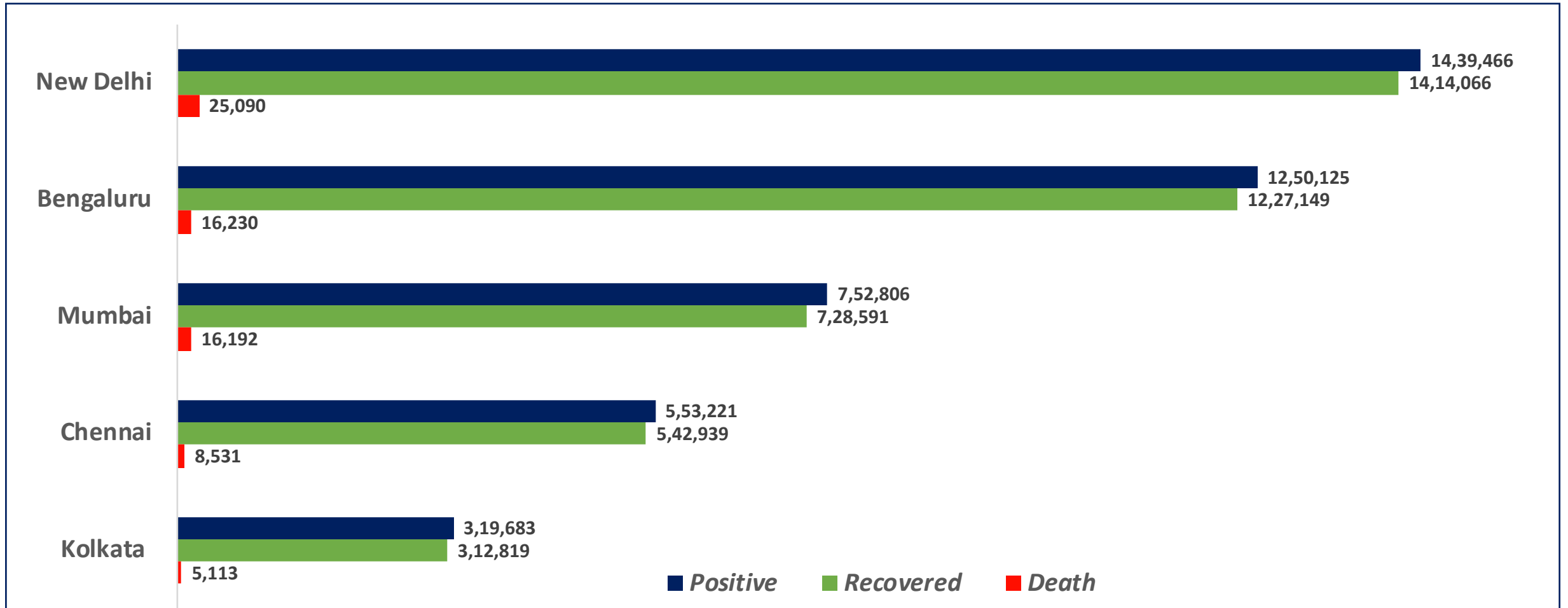
Total Death Cases



Source : <https://www.covid19india.org/> at 5:20 pm (21.10.2021)



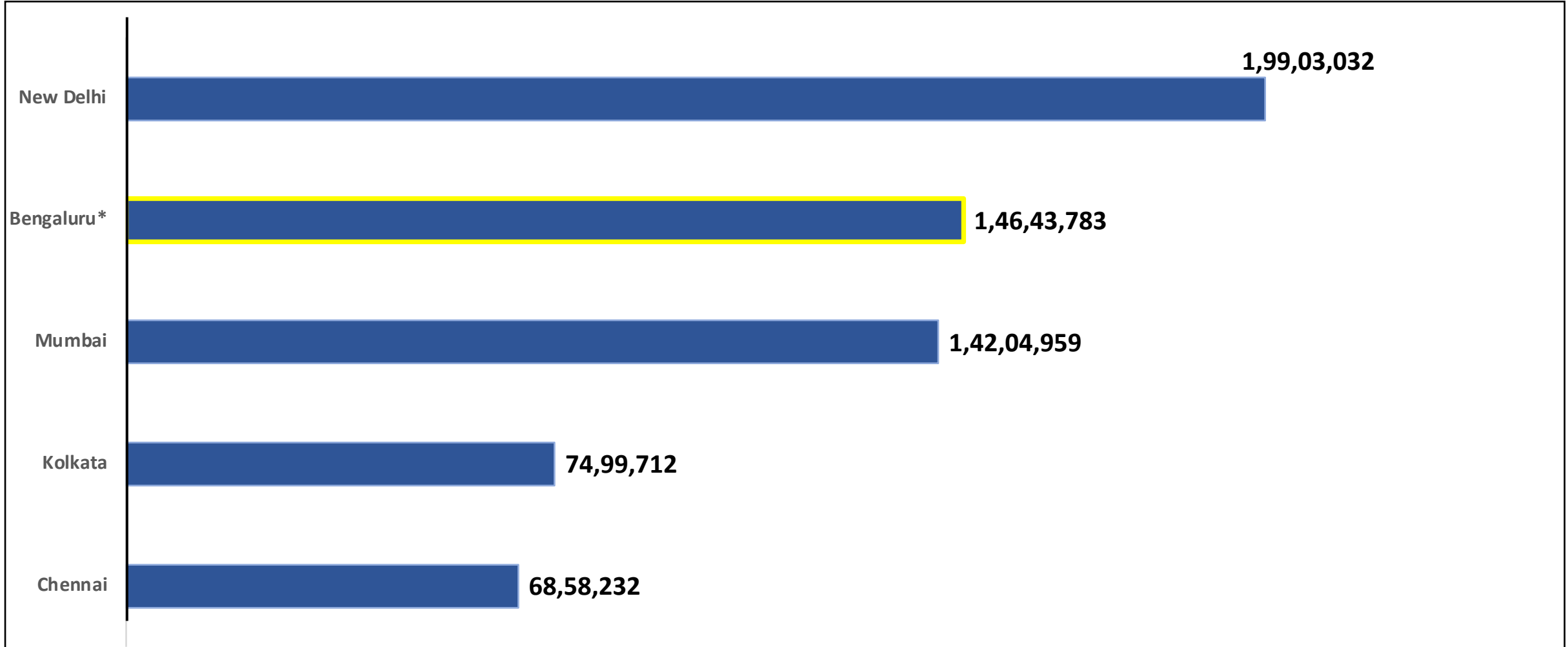
BENGALURU AND OTHER METROPOLITAN CITIES



Source : <https://www.covid19india.org/> at 5:20 pm (21.10.2021)



VACCINE DOSES ADMINISTERED IN BENGALURU AND OTHER METROPOLITAN CITIES



Source : <https://dashboard.cowin.gov.in/> at 5:20 pm (21.10.2021)

*includes BBMP & Bengaluru Urban



SNAPSHOT OF COVID-19 CASES IN BENGALURU URBAN



**Total Wards With
<=10 Cases* :
158**

**Tests Conducted
On 20.10.2021:
47,780**

**Recovery
Rate:
98.16%**

**Total
Active Cases :
6,746**

**Total Vaccinated on
20.10.2021:
34,184**

**Positivity
Rate* :
0.42%**

**Active
Rate:
0.54%**

**Case
Fatality Rate* :
1.95%**



*Total positive cases In the past 10 days

*CFR and positivity is for Past 7 days



ಬೃಹತ್ ಬೆಂಗಳೂರು ಮಹಾನಗರ ಪಾಲಿಕೆ
Bruhat Bengaluru Mahanagara Palike



Download BBMP Bulletin	https://apps.bbmpgov.in/covid19/mediabulletin.php
For BBMPCovid19 Bed Status:	https://apps.bbmpgov.in/covid19/en/Bedstatus.php
To register for vaccination :	https://selfregistration.cowin.gov.in/
BBMP COVID19 Dashboard:	https://apps.bbmpgov.in/covid19/
Follow us on:	 www.facebook.com/bbmp.comm1/
	 twitter.com/BBMPCOMM

Issued by:

Honorable Chief Commissioner, BBMP
Special Commissioner Health & IT, BBMP
MD, Bengaluru Smart City Limited

THANK YOU !

ಆರೋಗ್ಯ ಮತ್ತು ಕುಟುಂಬ ಕಲ್ಯಾಣ ಇಲಾಖೆ
ಕೋವಿಡ್ ಲಸಿಕೆ ಪಡೆದಿದ್ದರೂ ಸಹ ಮುನ್ನೆಚ್ಚರಿಕಾ ಕ್ರಮಗಳನ್ನು ಪಾಲಿಸಿದರೆ ಎಲ್ಲರಿಗೂ ರಕ್ಷಣೆ ಲಭಿಸುತ್ತದೆ

ಜ್ವರ, ನೆಗಡಿ, ಕೆಮ್ಮು ತರಹದ ಕೋವಿಡ್-19 ಲಕ್ಷಣಗಳಿದ್ದಲ್ಲಿ ಅಥವಾ ಹೆಚ್ಚಿನ ಮಾಹಿಗಾಗಿ 24x7 ಉಚಿತ ಆರೋಗ್ಯ ಸಹಾಯವಾಣಿ 104ಕ್ಕೆ ಕರೆ ಮಾಡಿ ಎಲ್ಲರಿಗೂ ಆರೋಗ್ಯ, ಎಲ್ಲೆಡೆಯೂ ಆರೋಗ್ಯ

World Health Organization | unicef | @DHFKA

